

# Mark 8

## Gantrail Steel Reinforced Resilient Pad For Continuous Rail Support

www.gantrail.com

UK Patent Number GB2530100



The NEW Gantrail Mark 8 pad is an evolution of the already proven and highly successful Mark 7 pad. The use of Gantrail Mark 8 Crane Rail Pad between a rail and its support substantially improves the performance of heavy duty crane tracks. Cranes apply very high forces to the structures on which they are mounted. The pad significantly reduces the stress between the rail and its support. The Gantrail pad is one of the three key ingredients in achieving a reliable track:

- Resilient Pad
- Strong, adjustable clips
- Continuously welded rail

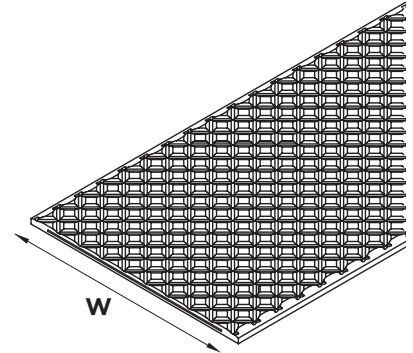
### SPECIFICATIONS:

The pad width should be nominally 5mm less than the rail foot width.

### DIMENSIONS:

PART No	W mm (Flat)
MK8-147	147
MK8-168	168
MK8-195	195
MK8-215	215
MK8-255*	255

\* MK8-255 fits a limited number of rails and as such it is only available upon request and requires a minimum order quantity. Enquire with Gantrail for more details.



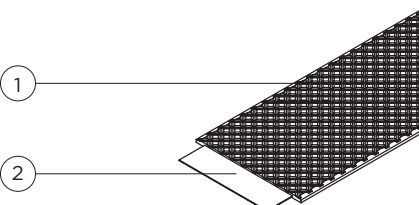
# Mark 8

Gantrail pad is normally supplied in 12 metre lengths of the widths shown but is also available in lengths and widths to suit customer specification. This may result in longer lead times - Please contact GANTRAIL for guidance.

### FEATURES

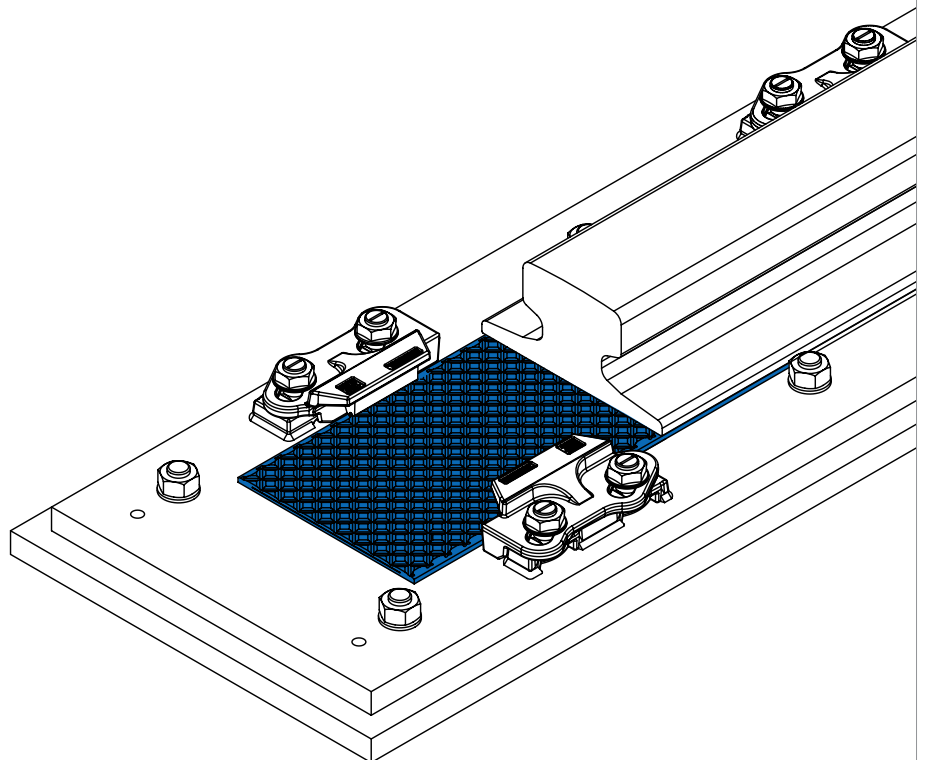
- The NEW Gantrail MK8 pad has a completely redesigned profile including a re-orientated flute pattern on its top surface.
- The fluted top surface results in a two stage stiffness characteristic. On loading, the voids in the top allow the Gantrail clips to pre-compress the pad a small amount. On increasing the wheel loading, the voids are reduced in size and the pad becomes stiffer. This ensures that the rail is not over stressed.
- The flutes now exit the sides of the pad so that as the voids are reduced in size during loading, any fluid is flushed out carrying with it debris and other contaminants.
- By orientating the flutes at an angle of 45 degrees, the resistance to lateral tearing induced by rotational forces from the rail, has also been vastly improved over the previous longitudinal flute design. This has the added advantage of improving the cross sectional area of the rubber along the edge of the steel reinforcement, improving resistance to rupture.
- The pad is reinforced with a high strength steel strip to ensure high lateral stiffness and prevent movement from below the rail.

### COMPONENTS



1. Resilient pad
2. Steel reinforcement

### CONTINUOUS SUPPORT



Gantrail can supply standard design details and technical information in support of all crane rail applications.

# Mark 8

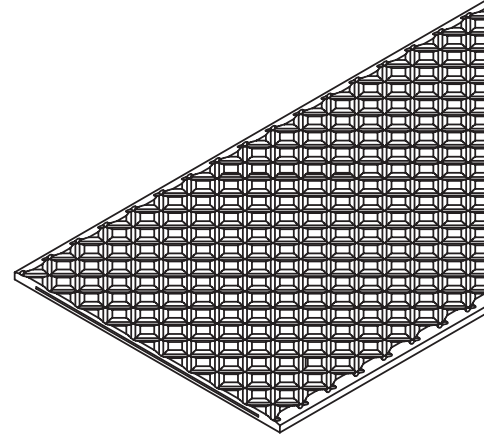
## Gantrail Steel Reinforced Resilient Pad For Continuous Rail Support

Gantrail Mark 8 pads are manufactured from wear resistant durable vulcanised rubber. They are unaffected by oil, grease or ultraviolet light. They have been tested to many times the design loads and show complete recovery. The pad incorporates a bonded steel reinforcement strip which is encapsulated for protection against corrosion.

### TYPICAL PROPERTIES

Material	Rubber	
Shore hardness (ISO 48:1994)	75 ± 5 IRHD	
Tensile strength (ISO 37:1994)	15 N/mm <sup>2</sup>	Minimum
Elongation (ISO 37:1994)	300%	Minimum
Temperature range	-25°C to 100°C	
Oil resistance ASTM Oil No.2	Swelling 5%	Maximum

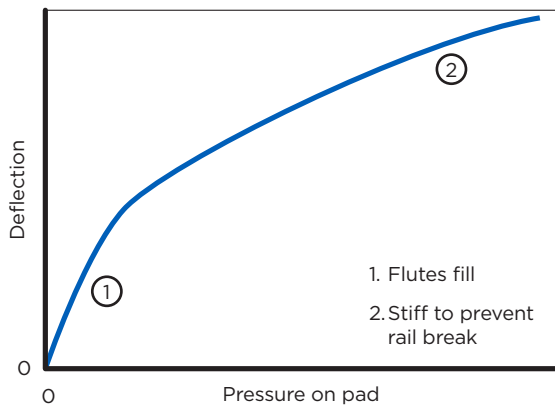
Note: Typical properties shown, but actual properties may vary according to batch. Gantrail will supply pad suitable for the intended loads and application.



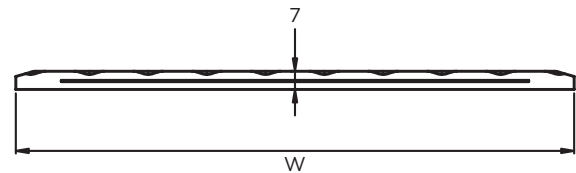
### SPECIFICATIONS:

Gantrail 'flat' pad is suitable for all applications where soft mounting is desirable. Historically, pad was provided 1.5mm thicker at the centre than the edges due to the concave shape of the base of some rails. It has been shown that there is no significant benefit in using this 'crowned' pad.

### STIFFNESS CHARACTERISTICS



### MARK 8 PROFILE



### INSTALLATION INSTRUCTIONS:

Rail pad should be narrower than the rail it is supporting (nominally 5mm). The pad is normally supplied in 12 metre lengths. The flutes of the pad are placed facing upwards. The pad may be cut to precise length of rail. It can be cut with a hacksaw or jigsaw. No installed length of pad should be less than the spacing between three pairs of crane rail fixing clips. Before installing Mark 8 pad, the supporting area should be clean and free of oil, grease or any projections likely to damage the pad. It is preferable that the steel structure below the pad is not painted. If the rail is to be welded the pad should be protected from excessive heat during welding by being removed under the weld or by being protected with a thermal barrier. Our technical department will be pleased to advise on the suitability of Mark 8 pad in specific installation conditions.

Gantrail reserves the right to make, from time to time, such departures from the detail specifications as may be required to permit improvements in the design of its products and to allow the use of batches of material that fulfil the loading requirements of the intended application. The information included herein is believed to be accurate and reliable. However, Gantrail assumes no responsibility for its use; nor for any infringements of patents or other rights of third parties which may result from its use.

A world of crane rail expertise.

www.gantrail.com



**Gantry Railing Ltd**  
Unit 11A  
Barnett Way  
Barnwood  
Gloucester GL4 3QA  
United Kingdom

Tel: +44 (0) 1452 300688  
E-mail: info@gantrail.com



Mark 8 Resilient Pad/DO/01/25