

2119/15

Gantrail Welded Base Fixing

www.gantrail.com



Gantrail[®]

A world of crane rail expertise

2119/15

The **GANTRAIL 2119/15** adjustable crane rail clip is designed to fix heavy rails in the most arduous applications. It can withstand a horizontal force from the rail of 120kN (12.2 tonnes). Its low profile allows it to be used with cranes that are fitted with guide rollers.

SPECIFICATIONS:

MAX SIDE LOAD 120kN
15mm HORIZONTAL RAIL ADJUSTMENT

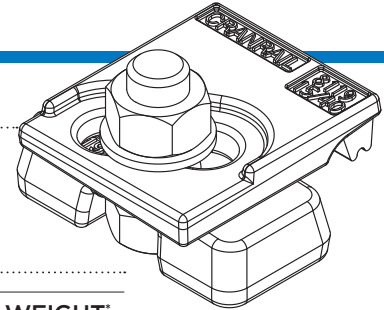
DIMENSIONS (mm):

REF No.	X	Y ₁	Y ₂ (FLANGE NUT)	Z	WEIGHT* kg
2119/15/40	40	60	55	36	1.23

* weight without nut, bolt and washer.

2119/15/40 clip comprises of 2119/15 base and 8119/15/40 cap

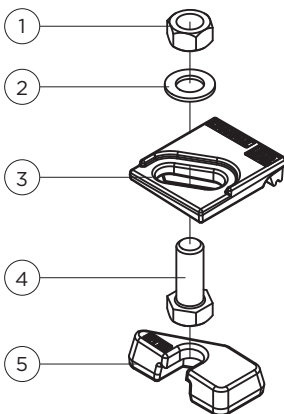
NOTE: Clip assembly not supplied with nut, bolt and washer unless requested



FEATURES

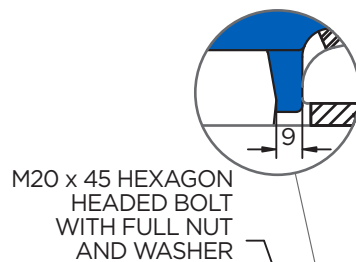
- The proven design has been used successfully for many years throughout the world.
- The clip is welded to the rail support. No access is required from below.
- The two main parts are locked together on tightening the grade 8.8 hexagon headed bolt.
- The clip has a self-tightening mechanism.
- A special vulcanised rubber block applies a controlled force to the rail.

COMPONENTS



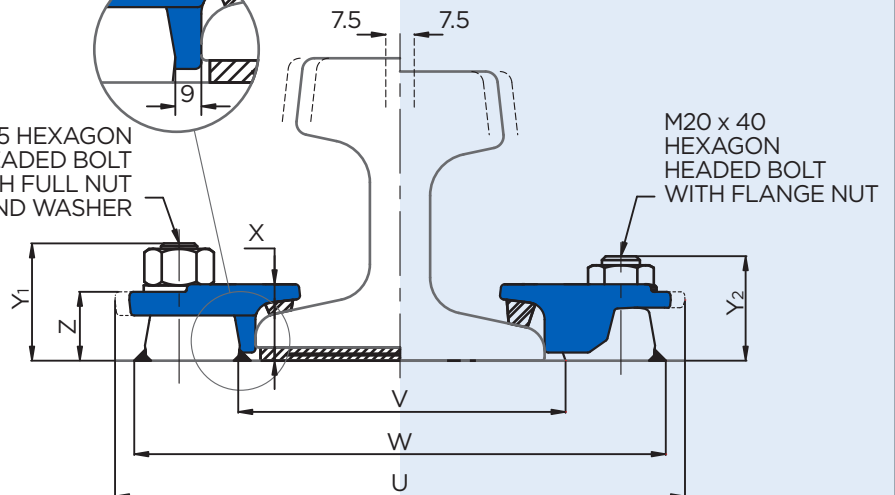
1. Nut
2. Hardened washer
3. Clip cap with integral rubber block
4. M20 hexagon headed bolt
5. Weldable base

1 RAIL WITH PAD

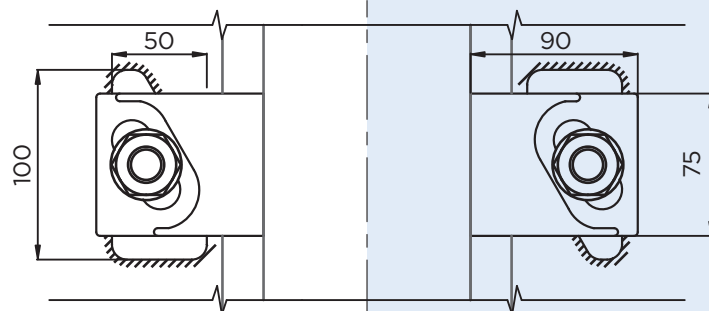


M20 x 45 HEXAGON HEADED BOLT WITH FULL NUT AND WASHER

2 RAIL WITHOUT PAD



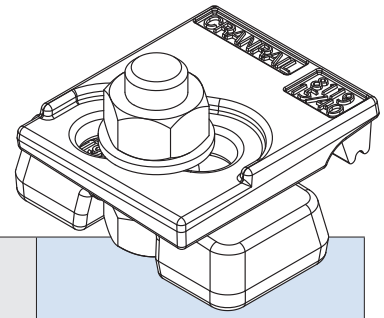
M20 x 40 HEXAGON HEADED BOLT WITH FLANGE NUT

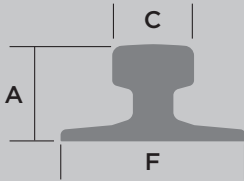


Minimum assembly width - $W = \text{Rail width (F)} + 138\text{mm}$ $V = \text{Rail width (F)} + 18\text{mm}$
 $U = \text{Rail width (F)} + 150\text{mm}$

2119/15

Gantrail Welded Base Fixing



	F mm	C mm	A mm	1. CLIP REFERENCE FOR RAIL WITH PAD	2. CLIP REFERENCE FOR RAIL WITHOUT PAD*
A 100	200	100	95	2119/15/40	2119/15/40
A 120	220	120	105	2119/15/40	2119/15/40
S 54	125	67	154	2119/15/40	2119/15/40
MRS 51 (104 CR)	127	64	127	2119/15/40	2119/15/40
MRS 67 (135 CR)	132	79	146	2119/15/40	2119/15/40
MRS 85 (171 CR)	152	103	152	2119/15/40	2119/15/40
MRS 87 A (PRI85R)	152	102	152	2119/15/40	2119/15/40
MRS 87 B (175 CR)	152	102	152	2119/15/40	2119/15/40
ISCR 80	130	82	130	2119/15/40	2119/15/40
ISCR 100	150	102	150	2119/15/40	2119/15/40
ISCR 120	170	120	170	2119/15/40	2119/15/40
QU 80	130	80	130	2119/15/40	2119/15/40
QU 100	150	100	150	2119/15/40	2119/15/40
QU 120	170	120	170	2119/15/40	2119/15/40
ISCOR 57	140	70	165	2119/15/40	2119/15/40
CR 73	140	100	135	2119/15/40	2119/15/40
68 kg AS	152	73	186	2119/15/40	2119/15/40
86 kg AS	165	102	102	2119/15/40	2119/15/40

This clip can be used for a wider selection of rails than illustrated.

Please contact GANTRAIL for the full range of possible rails. All rails can be fastened with bolted or welded base clips. GANTRAIL may change or improve their products and also alter specifications without notice.

INSTALLATION INSTRUCTIONS:

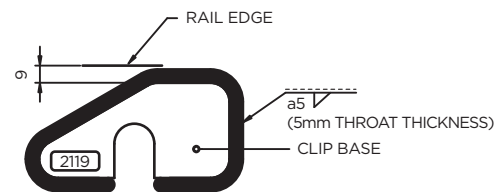
Weld all round the clip base with a 5mm throat thickness fillet weld, using low hydrogen electrodes. Recommended electrodes AWS E7018 or E7028. Clip base is made from weldable grade steel.

* For rail without pad, weld closest to and parallel with the rail must be omitted. Please consult Gantrail for guidance.

TIGHTENING TORQUE 350Nm

Please contact GANTRAIL, for full installation instructions.

WELD DETAIL



A world of crane rail expertise.

www.gantrail.com



Gantrail®
A world of crane rail expertise

Gantry Railing Ltd
Sudmeadow Road
Hempsted
Gloucester GL2 5HG
ENGLAND

Tel: +44 (0) 1452 300688
E-mail: info@gantrail.com



Certificate No. 5180

2119/15/DO/08/24